

ACT Integrity Commission Statistics

1 July 2023 to 31 December 2023

Reports received

79 Total reports received

- 60** Corruption complaints
- 13** Mandatory corruption reports
- 5** Public interest disclosures
- 1** Referred by another entity


Corruption reports assessed

63 Reports dismissed

4 Reports referred

2 Reports investigated

3 Requiring preliminary inquiry




72 corruption reports assessed. Includes reports received in previous financial years. 76 reports were pending assessment.

Public interest disclosures assessed

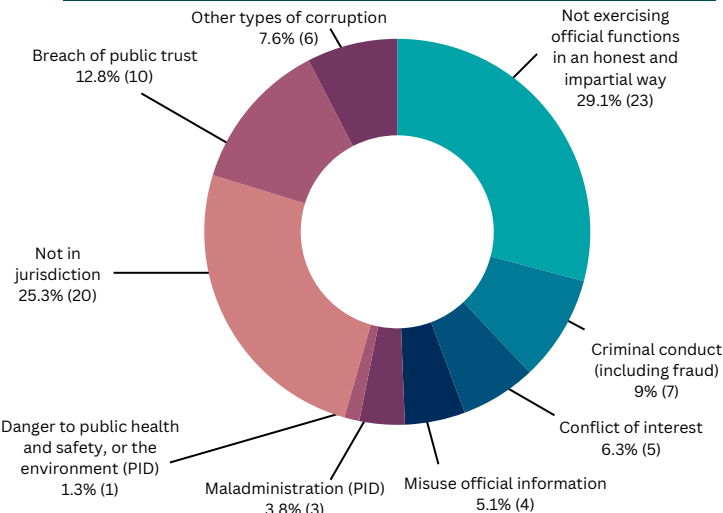
1 Disclosures investigated

3 Disclosures found not to be disclosable conduct



The Commission assessed 4 disclosures of disclosable conduct during the reporting period, including disclosures received in previous financial years. Also includes matters assessed as both disclosures and reports.

Categorisation of allegations received



The categorisation is an initial assessment of the type of corrupt conduct being alleged, and is applied by Commission staff when a report is first received. Allegation types align with the definition of corruption in the Integrity Commission Act 2018.

Investigations on hand as at 31 December

11 Corruption investigations

7 Preliminary inquiries

No new investigations commenced, 1 investigation finalised during the period.

Investigative action


23 Public examinations held

11 Private examinations held

33 Confidentiality notices issued

37 Examination summonses issued

0 Preliminary inquiry notices issued






Prevention and engagement

24 Prevention resources released

5 Education sessions delivered

265 e-Learning module completions

Staffing

24.0 Full Time Equivalent Staff
As at 31 December 2023

1 Executive (CEO)

6 Investigators

6 Legal staff

5 Assessment staff

2 Prevention and Education staff

4 Administrative Support and ICT







