

ACT Integrity Commission Statistics 2022-23

1 July 2022 to 30 June 2023

Reports and PIDs received

148 Total reports received

120 Corruption complaints

22 Mandatory corruption reports

6 Public interest disclosures (PIDs)

Investigations on hand as at 30 June

12 Corruption investigations

8 Preliminary inquiries

2 new investigations commenced, 1 investigation finalised this FY.

Report action

128 Reports dismissed

9 Reports referred

14 Reports investigated

3 Requiring preliminary inquiry



154 total corruption complaints and mandatory notifications assessed - 82 received in 2022-23 and 72 from previous FYs.


Investigative action

55 Private examinations held

114 Confidentiality notices issued

88 Examination summonses issued

5 Preliminary inquiry notices issued




No public examinations were held during this period.

Public Interest Disclosures

4 Disclosures investigated

9 Disclosures found not to be disclosable conduct



The Commission assessed 13 disclosures of disclosable conduct during the reporting period, including 7 received in 2022-23 and 6 received in previous FYs. Also includes matters assessed as both disclosures and reports.

Corruption Prevention and Engagement

7 Information sessions conducted

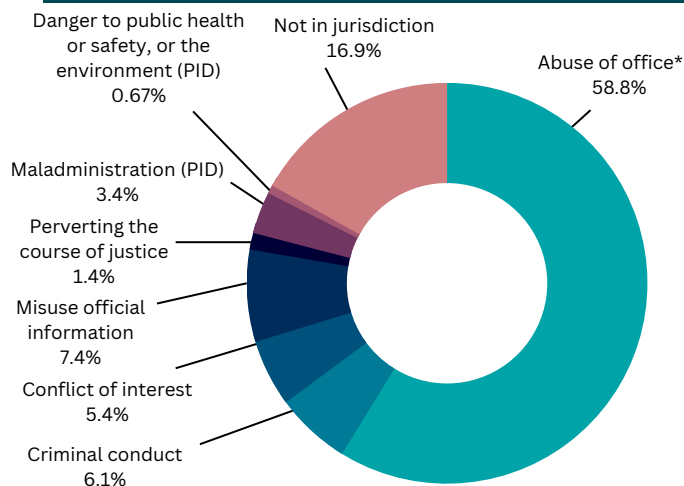
3 Community of Practice meetings held

14 Prevention resources released





Types of reports received



**Abuse of office occurs when a public official exercises their official functions or influence in a way that is dishonest or not impartial.*

Staffing

23.0 Full Time Equivalent Staff

As at 30 June 2023

1 Executive (CEO)

6 Investigators

7 Legal officers

5 Assessment officers

2 Prevention and Education officers

2 Admin and Exec Support







